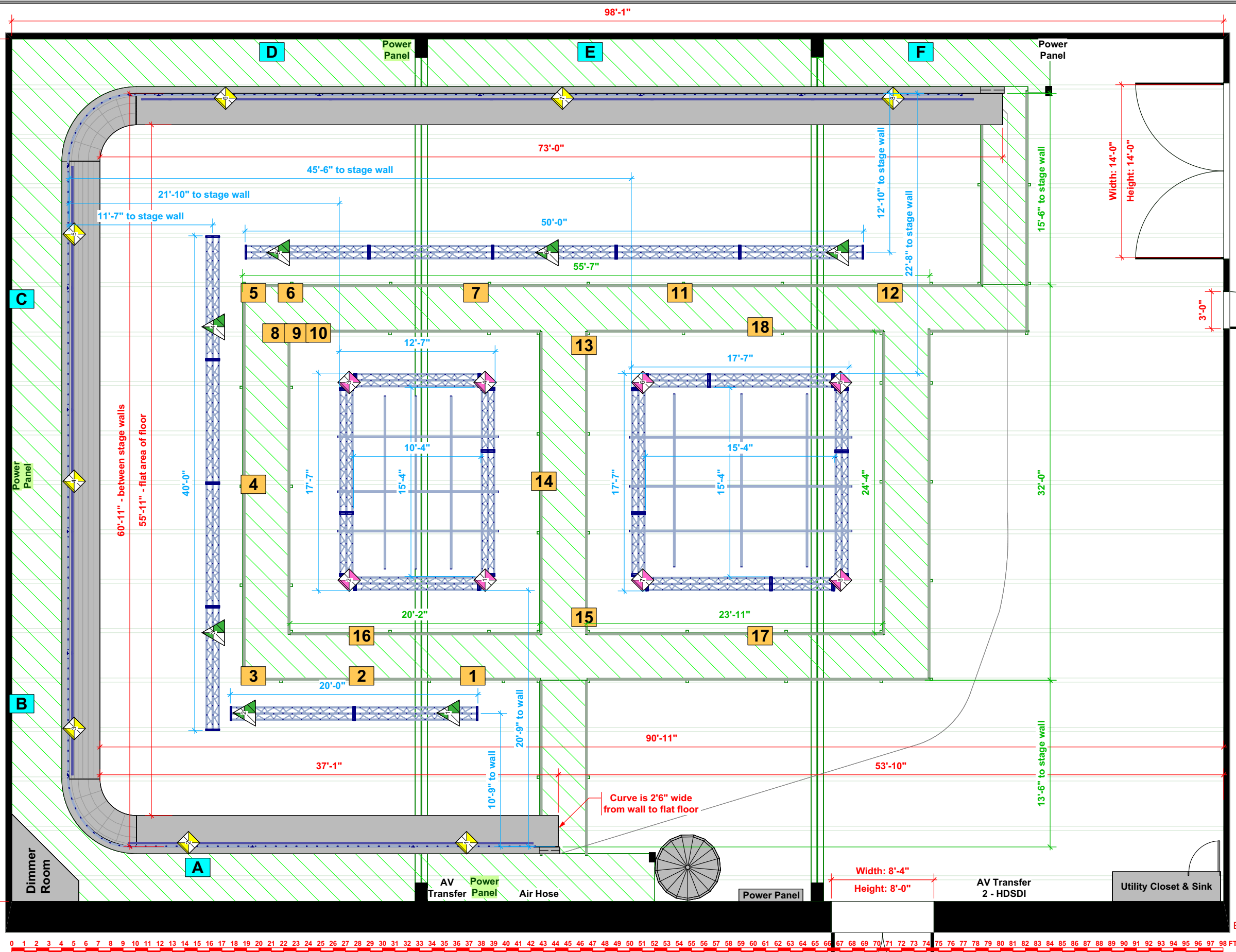


Heights from Floor:
 19'1" - Bottom of Lower Catwalk
 21'11" - Bottom of Upper Catwalk
 23'3" - Stage Wall Height
 27'6" - Bottom of Main Beams
 29'8" - Bottom of Roof Beams
 31'6" - Ceiling Height



708-268-2671
 info@keylightdesign.com

This drawing is a representation of architectural and structural concepts only.
 KeyLight, Inc. and its employees take no responsibility and hereby disclaim liability for the erection, engineering, or use of any components or systems in this or any other document and shall not otherwise be liable for any loss or injury caused by or arising from, in whole or in part, any failure, installation, or modification in connection with these drawings. Its use shall be limited to the specific project and site conditions. No other use or modification of these drawings is permitted without the express written consent of KeyLight, Inc. or its employees. KeyLight, Inc. or its employees shall not be held liable for any damages, including lost profits, arising from the use of these drawings or any other documents. KeyLight, Inc. and its employees shall not be held liable for any damages, including lost profits, arising from the use of these drawings or any other documents. KeyLight, Inc. and its employees shall not be held liable for any damages, including lost profits, arising from the use of these drawings or any other documents. KeyLight, Inc. and its employees shall not be held liable for any damages, including lost profits, arising from the use of these drawings or any other documents.

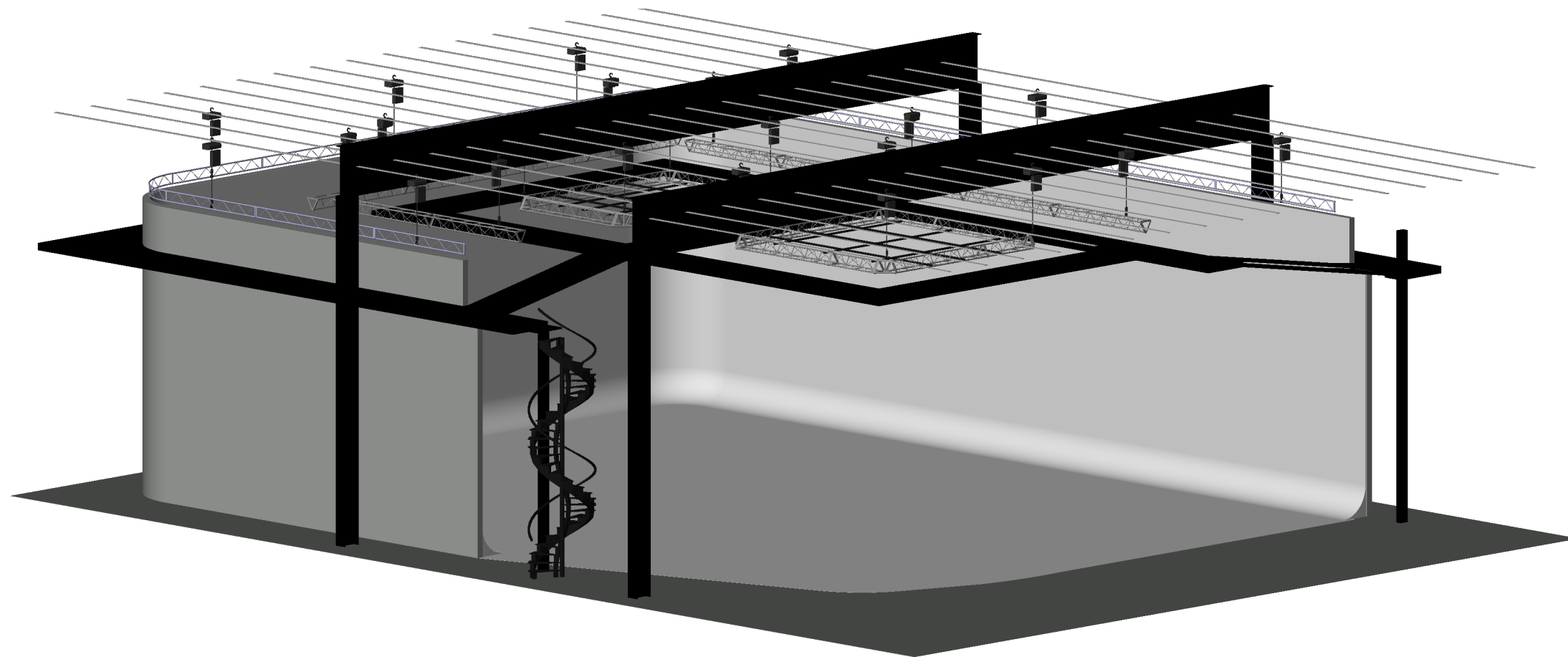
Project:	Venue Plans
Drawing Title:	11x17 - 1/8" Plan View
Venue:	Essanay Studios
Location:	Studio 1
Drawing Date:	7/23/2020
Designed by:	Christopher Wren
Drawn by:	Christopher Wren

- KEY**
- 100A Circuit
 - 100A Circuit
 - 1/2 Ton Motor
 - 1/4 Ton Motor
 - 1/4 Ton Motor


Note: Motor Color Indicates Control Distribution



Plate Number:



1 Iso View - Studio 1
Scale: 1/8" = 1'



1 East Elevation - Studio 1
Scale: 1/8" = 1'



708-268-2671
info@keylightdesign.com

This drawing is a representation of architectural and structural concepts only.

KeyLight, Inc. and its employees take no responsibility and hereby disclaim liability for the erection, engineering, or use of any components or systems in this or any other document and shall not otherwise be liable for any loss or injury caused by or arising from, in whole or in part, any failure, modification, or modification in connection with these drawings, including but not limited to, any errors or omissions in the drawings, its use or reuse shall KeyLight, Inc. or its employees be liable for any damage, including but not limited to, any damage to property or structures as a result of the advice provided on this project for any reason other than KeyLight, Inc. has been made aware of the possibility of such. It is the responsibility of all sending companies and the venue to review any design drawings, specifications and approved materials, components and methods, including but not limited to local building, fire and safety codes, and all applicable OSHA standards. Any person or company, in a condition of using these drawings, specifically agrees to hold KeyLight, Inc. and its employees harmless against any and all liabilities resulting from use of the drawings provided.

Review or use of this document implies acceptance of the above terms and conditions.

Project	
Venue Plans	
Drawing Title	
11x17 - 1/8" Elevations	
Venue	
Essanay Studios	
Location	
Studio 1	
Drawing Date	
7/23/2020	
Designed by:	Drawn by:
Christopher Wren	Christopher Wren



Plate Number: